Daily market update: January 31, 2017

We'll add more market news briefs throughout the day. Check back to read the latest.

Attom Data Solutions 'Best Month To Buy A Home' Report:

- Buyers get, on average, a 6.1 percent discount in February.
- January, March and April are the next-best months in which to buy.

Mortgage rates:

30-Year Fixed Rate Mortgage Rates for the Past 6 Months | Credio

15-Year Fixed Rate Mortgage Rates for the Past 6 Months | Credio

Home equity rates:

Average Home Equity Loan Bank Rates by State | Credio

Average Home Equity Loan Credit Union Rates by State | Credio

Most recent market news:

Black Knight Financial Services Home Price Index for November 2016:

- After rising 5.7 percent from the start of 2016, U.S. home prices are now within just 0.3 percent of a new national peak.
- For the fifth straight month, New York led all states in monthly home price appreciation, seeing 1.1 percent growth from October 2016.
- Home prices hit new peaks in six of the nation’s 20 largest states and eight of the 40 largest metros.

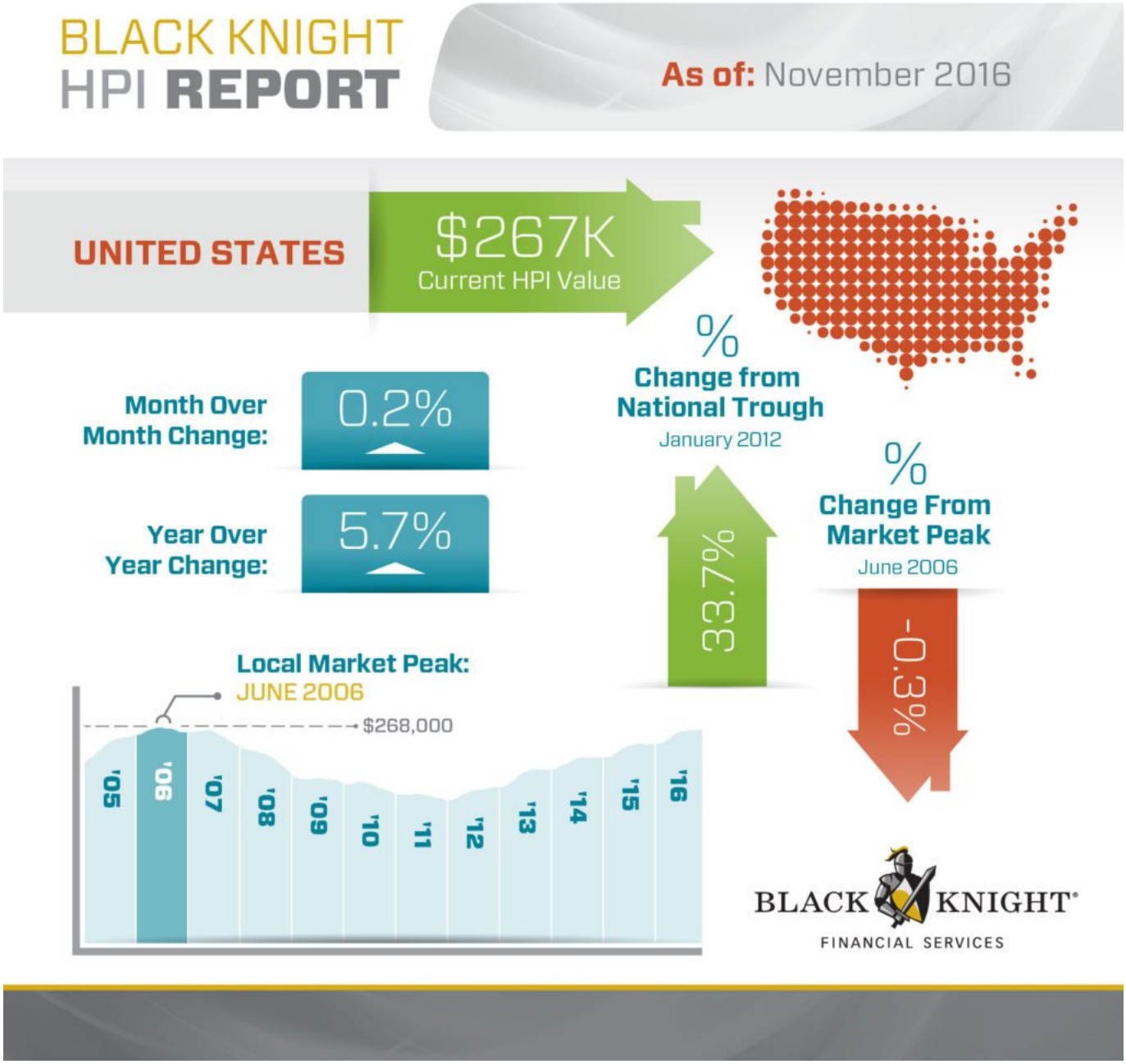

First American Real House Price Index for November 2016:

- Real house prices increased 4.4 percent between October 2016 and November 2016
- Compared to November 2015, real house prices increased by 1.7 percent.
- Real house prices are 37.1 percent below their housing-boom peak in July 2006 and 15.5 percent below the level of prices in January 2000.

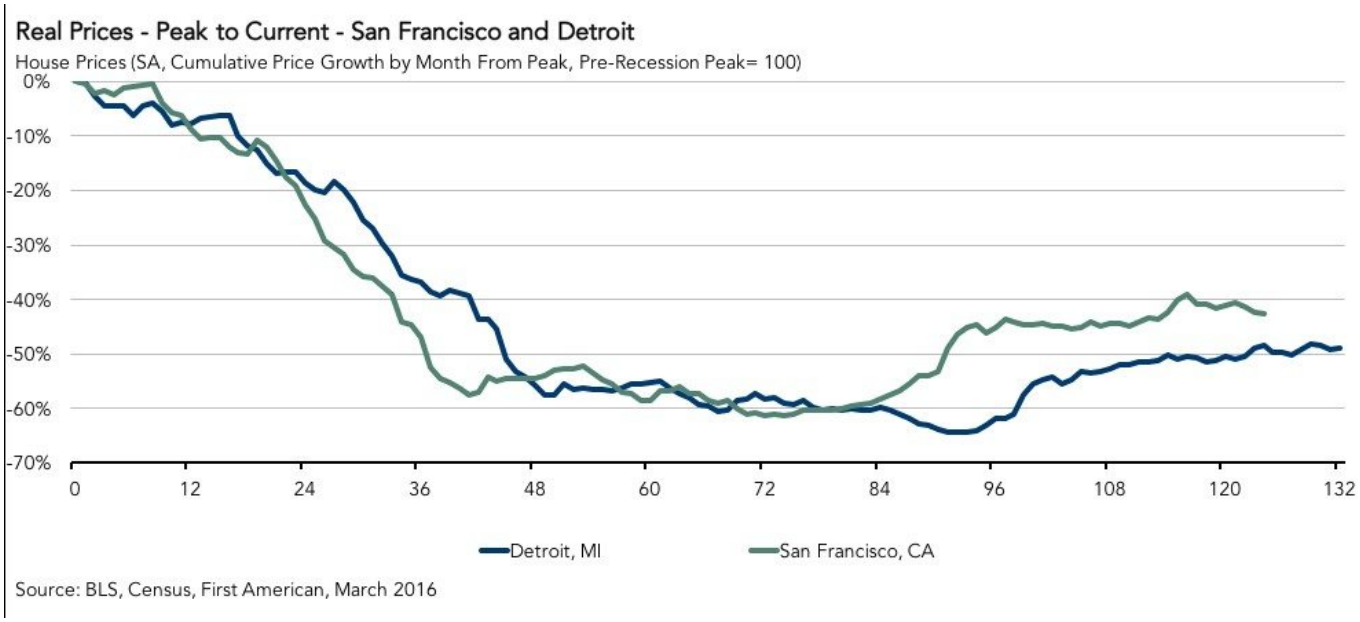

National Association of Realtors Pending Home Sales for December 2016:

- The Pending Home Sales Index (PHSI) increased 1.6 percent to 109.0 in December from 107.3 in November.
- The index is now 0.3 percent above last December (108.7).
- Existing-home sales are forecast to be around 5.54 million this year, an increase of 1.7 percent from 2016, which was the best year of sales since 2006.

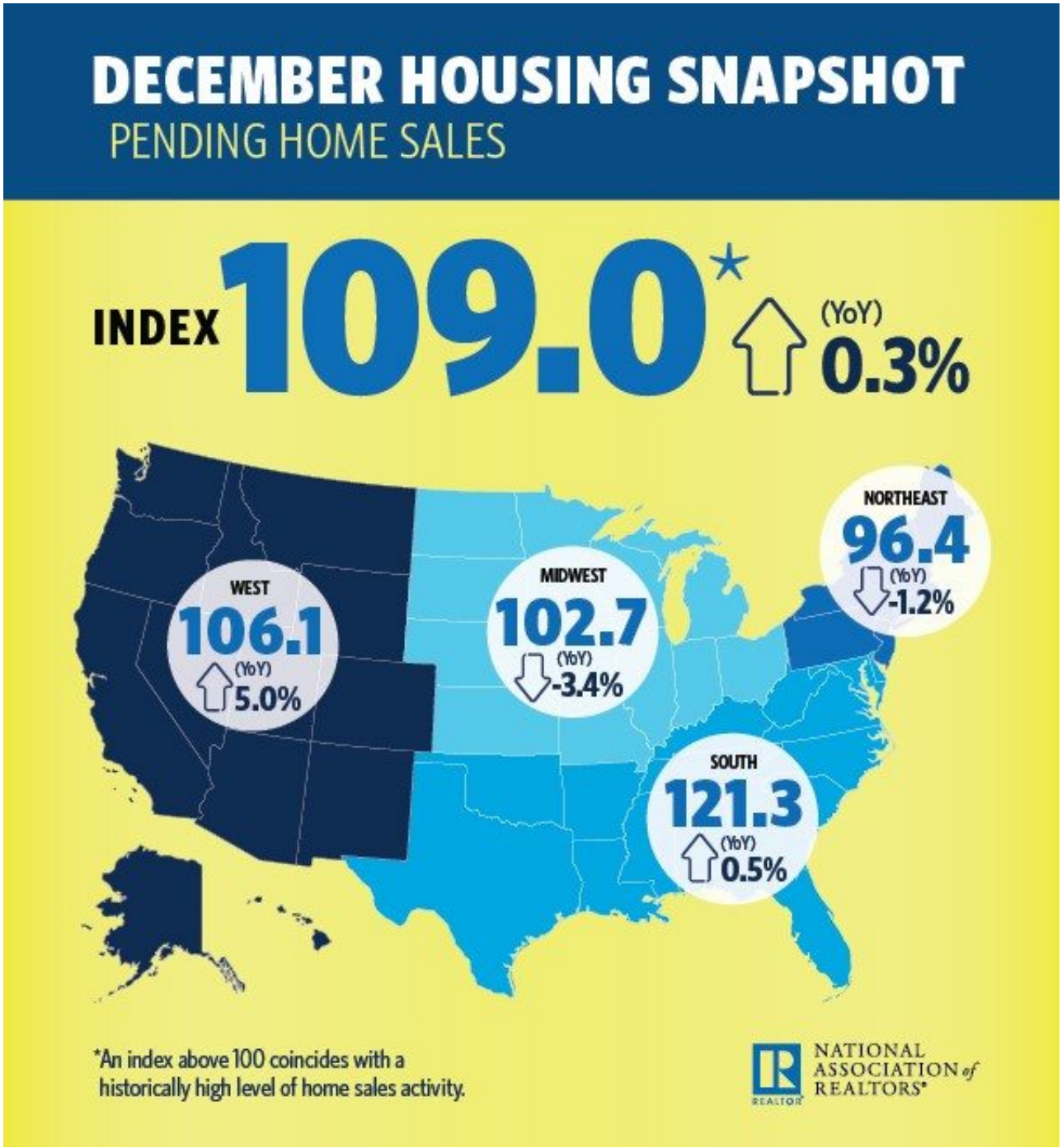

Email market reports to / */.*

Source: click here